


HOW IS MY TODDLER LEARNING TO USE THE TOILET?




Learning to use the toilet can be a very emotional time for both toddlers and their parents. Most children will show signs that they are ready between 2 and 3 years of age.

These signs are:

- staying dry for a long time.
- tugging on their diapers to tell you that they are about to urinate or move their bowels.
- able to sit, stand, balance and remove some clothing on their own.
- saying they want to learn to use the toilet.

Parents and caregivers should work together to help children learn this skill. We want to agree with you on the best approach, so that the child is not confused.



HOW IS MY TODDLER LEARNING TO USE THE TOILET?




Learning to use the toilet can be a very emotional time for both toddlers and their parents. Most children will show signs that they are ready between 2 and 3 years of age.


These signs are:

- staying dry for a long time.
- tugging on their diapers to tell you that they are about to urinate or move their bowels.
- able to sit, stand, balance and remove some clothing on their own.
- saying they want to learn to use the toilet.

Parents and caregivers should work together to help children learn this skill. We want to agree with you on the best approach, so that the child is not confused.



HOW IS MY TODDLER LEARNING TO USE THE TOILET?



Learning to use the toilet can be a very emotional time for both toddlers and their parents. Most children will show signs that they are ready between 2 and 3 years of age.

These signs are:

- staying dry for a long time.
- tugging on their diapers to tell you that they are about to urinate or move their bowels.
- able to sit, stand, balance and remove some clothing on their own.
- saying they want to learn to use the toilet.



Parents and caregivers should work together to help children learn this skill. We want to agree with you on the best approach, so that the child is not confused.







We encourage toilet learning by:

- not making a “big deal” about it, but suggesting that they try it when they show curiosity about friends who have already learned.
- having low potties and toilets so children can climb onto them by themselves.
- answering questions honestly.
- accepting accidents as part of the learning process, but encouraging children to take some responsibility for changing themselves.
- working together with you to help the child. We do not ever punish or treat a child harshly for having a toileting accident.





We encourage toilet learning by:

- not making a “big deal” about it, but suggesting that they try it when they show curiosity about friends who have already learned.
- having low potties and toilets so children can climb onto them by themselves.
- answering questions honestly.
- accepting accidents as part of the learning process, but encouraging children to take some responsibility for changing themselves.
- working together with you to help the child. We do not ever punish or treat a child harshly for having a toileting accident.



We encourage toilet learning by:

- not making a “big deal” about it, but suggesting that they try it when they show curiosity about friends who have already learned.
- having low potties and toilets so children can climb onto them by themselves.
- answering questions honestly.
- accepting accidents as part of the learning process, but encouraging children to take some responsibility for changing themselves.
- working together with you to help the child. We do not ever punish or treat a child harshly for having a toileting accident.



Please discuss your child’s toilet training with us, so that we can agree on the best plan.

Please discuss your child’s toilet training with us, so that we can agree on the best plan.

Please discuss your child’s toilet training with us, so that we can agree on the best plan.

Released by Don Bower,
Extension Human Development Specialist
Developed under contract by Linda J. Grant

Released by Don Bower,
Extension Human Development Specialist
Developed under contract by Linda J. Grant

Released by Don Bower,
Extension Human Development Specialist
Developed under contract by Linda J. Grant

The University of Georgia and Ft. Valley State University, the U.S. Department of Agriculture and the counties of the state cooperating. The Cooperative Extension Service offers educational programs, assistance and materials to all people without regard to race, color, national origin, age, sex or disability.

The University of Georgia and Ft. Valley State University, the U.S. Department of Agriculture and the counties of the state cooperating. The Cooperative Extension Service offers educational programs, assistance and materials to all people without regard to race, color, national origin, age, sex or disability.

The University of Georgia and Ft. Valley State University, the U.S. Department of Agriculture and the counties of the state cooperating. The Cooperative Extension Service offers educational programs, assistance and materials to all people without regard to race, color, national origin, age, sex or disability.

AN EQUAL OPPORTUNITY EMPLOYER

AN EQUAL OPPORTUNITY EMPLOYER

AN EQUAL OPPORTUNITY EMPLOYER

Leaflet CHFD-E 24-01

July, 1999

Leaflet CHFD-E 24-01

July, 1999

Leaflet CHFD-E 24-01

July, 1999

Issued in furtherance of Cooperative Extension Work, Acts of May 8 and June 30, 1914, The University of Georgia and the U.S. Department of Agriculture cooperating.

Issued in furtherance of Cooperative Extension Work, Acts of May 8 and June 30, 1914, The University of Georgia and the U.S. Department of Agriculture cooperating.

Issued in furtherance of Cooperative Extension Work, Acts of May 8 and June 30, 1914, The University of Georgia and the U.S. Department of Agriculture cooperating.

Gale A. Buchanan, Dean and Director

Gale A. Buchanan, Dean and Director

Gale A. Buchanan, Dean and Director