


WHAT IS MY PRESCHOOLER LEARNING IN THE BLOCK AREA?




The block area provides many opportunities for children to make their own constructions with materials that are “open-ended.” There are many ways to use blocks, so children can be imaginative and invent whatever they choose. This increases their self-confidence as well as their knowledge of geometry and other math concepts.


They learn about size by comparing those blocks that are smaller, bigger and the same sizes. They can also sort the blocks by shape or size.

They learn about shapes as they touch and feel the dimensions of a square, a rectangle, a triangle, a cylinder, a hexagon and other shapes.

They learn about how to make something that looks like the “real thing.” For example, a child might construct a block structure and say, “This is where they fly the rocket ships,” as she pretends to create a launching pad. We then know that the child understands that a block building stands for a real launching pad. This is called symbolic thinking, and it is an important



WHAT IS MY PRESCHOOLER LEARNING IN THE BLOCK AREA?




The block area provides many opportunities for children to make their own constructions with materials that are “open-ended.” There are many ways to use blocks, so children can be imaginative and invent whatever they choose. This increases their self-confidence as well as their knowledge of geometry and other math concepts.


They learn about size by comparing those blocks that are smaller, bigger and the same sizes. They can also sort the blocks by shape or size.

They learn about shapes as they touch and feel the dimensions of a square, a rectangle, a triangle, a cylinder, a hexagon and other shapes.

They learn about how to make something that looks like the “real thing.” For example, a child might construct a block structure and say, “This is where they fly the rocket ships,” as she pretends to create a launching pad. We then know that the child understands that a block building stands for a real launching pad. This is called symbolic thinking, and it is an important



WHAT IS MY PRESCHOOLER LEARNING IN THE BLOCK AREA?



The block area provides many opportunities for children to make their own constructions with materials that are “open-ended.” There are many ways to use blocks, so children can be imaginative and invent whatever they choose. This increases their self-confidence as well as their knowledge of geometry and other math concepts.

They learn about size by comparing those blocks that are smaller, bigger and the same sizes. They can also sort the blocks by shape or size.


They learn about shapes as they touch and feel the dimensions of a square, a rectangle, a triangle, a cylinder, a hexagon and other shapes.

They learn about how to make something that looks like the “real thing.” For example, a child might construct a block structure and say, “This is where they fly the rocket ships,” as she pretends to create a launching pad. We then know that the child understands that a block building stands for a real launching pad. This is called symbolic thinking, and it is an important




skill for language development and reading. Eventually, children learn that words are symbols that stand for real objects.

Block play is a great way for children to learn to solve problems. If a child builds a tower with blocks that don't fit together, the tower won't stand. A teacher might suggest using different shapes. The child can experiment until he solves the problem.





skill for language development and reading. Eventually, children learn that words are symbols that stand for real objects.

Block play is a great way for children to learn to solve problems. If a child builds a tower with blocks that don't fit together, the tower won't stand. A teacher might suggest using different shapes. The child can experiment until he solves the problem.




skill for language development and reading. Eventually, children learn that words are symbols that stand for real objects.


Block play is a great way for children to learn to solve problems. If a child builds a tower with blocks that don't fit together, the tower won't stand. A teacher might suggest using different shapes. The child can experiment until he solves the problem.



Children also learn about cooperation in the block area. Often the block area becomes a play scene. After the launching pad is created, two children may become astronauts.




Children also learn about cooperation in the block area. Often the block area becomes a play scene. After the launching pad is created, two children may become astronauts.




Children also learn about cooperation in the block area. Often the block area becomes a play scene. After the launching pad is created, two children may become astronauts.


When a creation gets tipped over by another child, we have a great opportunity to teach conflict management. Clean-up is easier when two children work together. With the teacher's help, children will learn to negotiate and work things out.



When a creation gets tipped over by another child, we have a great opportunity to teach conflict management. Clean-up is easier when two children work together. With the teacher's help, children will learn to negotiate and work things out.



When a creation gets tipped over by another child, we have a great opportunity to teach conflict management. Clean-up is easier when two children work together. With the teacher's help, children will learn to negotiate and work things out.



Released by Don Bower,
Extension Human Development Specialist
Developed under contract by Linda J. Grant

Released by Don Bower,
Extension Human Development Specialist
Developed under contract by Linda J. Grant

Released by Don Bower,
Extension Human Development Specialist
Developed under contract by Linda J. Grant

The University of Georgia and Ft. Valley State University, the U.S. Department of Agriculture and the counties of the state cooperating. The Cooperative Extension Service offers educational programs, assistance and materials to all people without regard to race, color, national origin, age, sex or disability.

The University of Georgia and Ft. Valley State University, the U.S. Department of Agriculture and the counties of the state cooperating. The Cooperative Extension Service offers educational programs, assistance and materials to all people without regard to race, color, national origin, age, sex or disability.

The University of Georgia and Ft. Valley State University, the U.S. Department of Agriculture and the counties of the state cooperating. The Cooperative Extension Service offers educational programs, assistance and materials to all people without regard to race, color, national origin, age, sex or disability.

AN EQUAL OPPORTUNITY EMPLOYER

AN EQUAL OPPORTUNITY EMPLOYER

AN EQUAL OPPORTUNITY EMPLOYER

Leaflet CHFD-E 25-07

July, 1999

Leaflet CHFD-E 25-07

July, 1999

Leaflet CHFD-E 25-07

July, 1999

Issued in furtherance of Cooperative Extension Work, Acts of May 8 and June 30, 1914, The University of Georgia and the U.S. Department of Agriculture cooperating.

Issued in furtherance of Cooperative Extension Work, Acts of May 8 and June 30, 1914, The University of Georgia and the U.S. Department of Agriculture cooperating.

Issued in furtherance of Cooperative Extension Work, Acts of May 8 and June 30, 1914, The University of Georgia and the U.S. Department of Agriculture cooperating.

Gale A. Buchanan, Dean and Director

Gale A. Buchanan, Dean and Director

Gale A. Buchanan, Dean and Director