

# GICH 2024 Annual Report Review

Authors:  
Jermaine Durham, UGA  
Megan Conville, DCA



UNIVERSITY OF  
**GEORGIA**




GEORGIA DEPARTMENT  
of COMMUNITY AFFAIRS

## The Georgia Initiative for Community Housing

2024  
ANNUAL  
REPORT





# GICH by the Numbers 2024

---



# GICH Impact 2024



Housing Impacts 2024	
# new housing units constructed	4
# housing units revitalized or rehabilitated	126
# abandoned/dilapidated housing units removed	22
# of clients in housing counseling classes	94
# of new agencies, organizations, and authorities created	4
# of new significant partnerships	15

Investments in GICH Communities 2024			
GICH Status	LIHTC Awards	CHIP Awards	CDBG Awards
Current Communities (2024)	\$4,935,000	\$2,000,000	\$5,250,000
Certified Alumni Communities	\$15,156,246	\$4,000,000	\$6,936,392
Total	\$20,091,246	\$6,000,000	\$12,186,392
Grand Total	\$38,277,638		

GICH 2024 Retreat Attendance		
Role	Spring 2024	Fall 2024
Speakers	17	17
Program staff / facilitators	23	24
Guests	54	53
Housing team members	164	199
Total	254	293





# Community Highlights 2024





# The 20-Year Impact of GICH

---

# Dr. Karen Tinsley

---

- Senior Public Service Associate in the College of Family and Consumer Sciences at the University of Georgia.
- With GICH from 2005 – 2018 and served as director between 2010 – 2018.
- Passionate advocate for improving housing conditions in Georgia.
- Facilitated progress toward housing stability and generating an economic impact in the millions.



# First GLCH Communities

Cartersville

Fort Valley

Sylvester

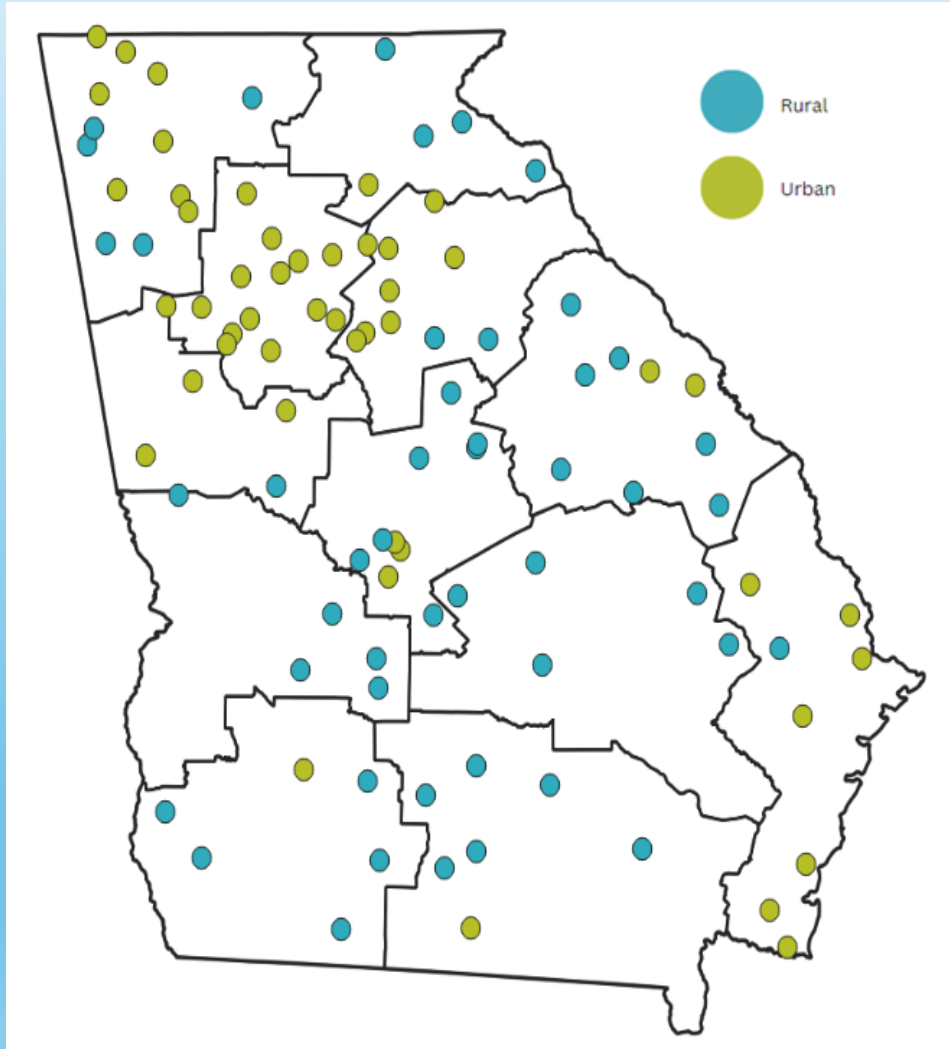
Thomasville

Valdosta

Waycross



# Geography of GICH 2005-2024

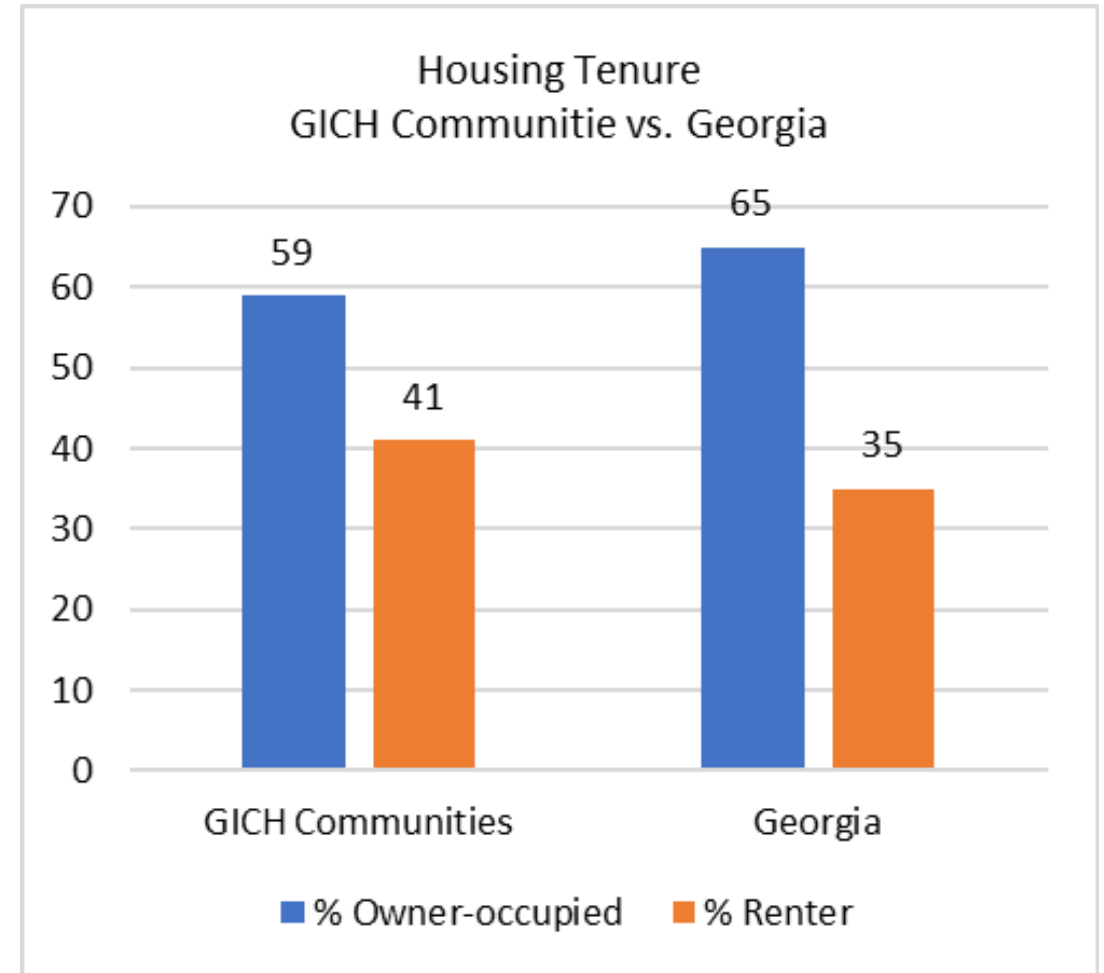
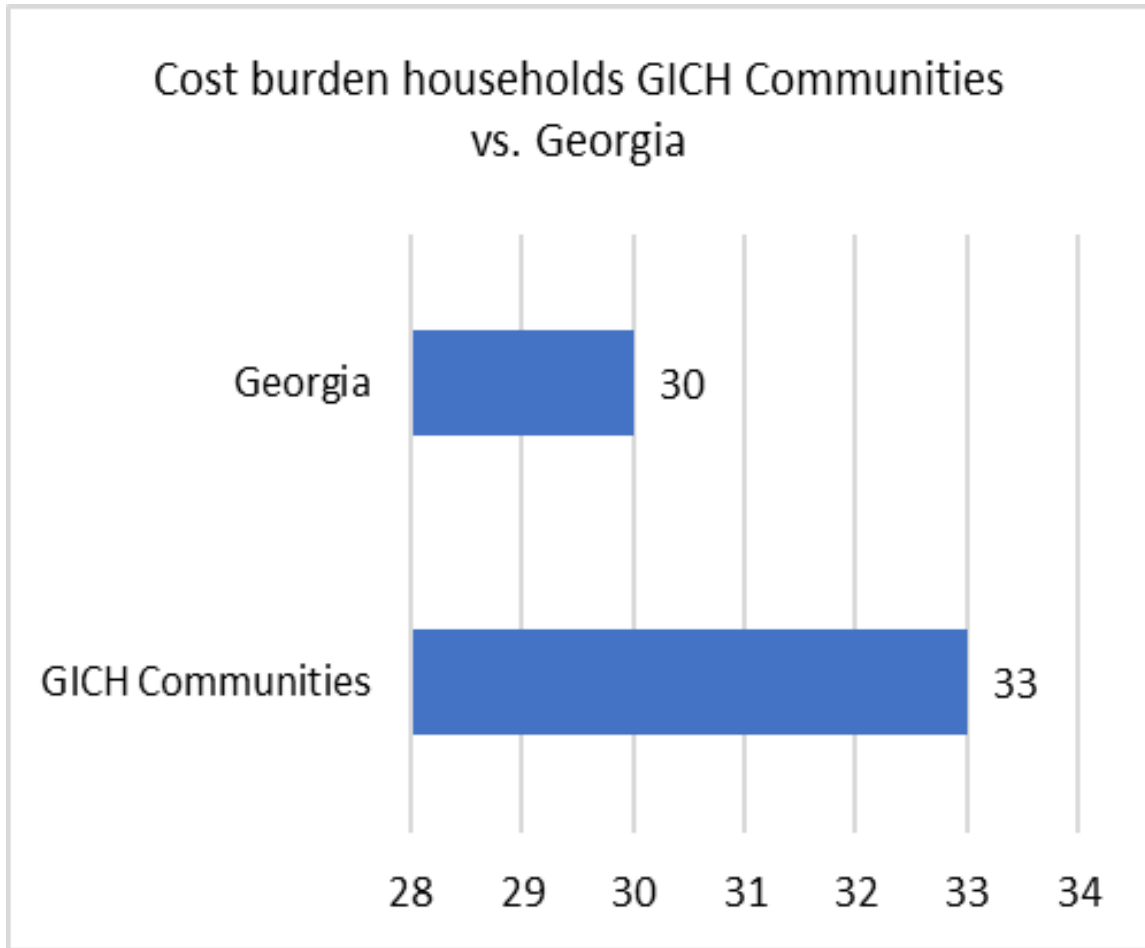


GICH Communities by Regional Commission	
Regional Commission	Total GICH Communities
Northwest Georgia	13
Georgia Mountains	5
Atlanta Regional Commission	14
Northeast Georgia	9
Three Rivers	5
Middle Georgia	10
Central Savannah River Area	9
River Valley	5
Heart of Georgia-Altamaha	5
Coastal Georgia	8
Southwest Georgia	6
Southern Georgia	7
GICH Communities Rural vs. Urban	
Rural	49
Urban	47

\*Data is through 2024. Source: Georgia Department of Community Affairs

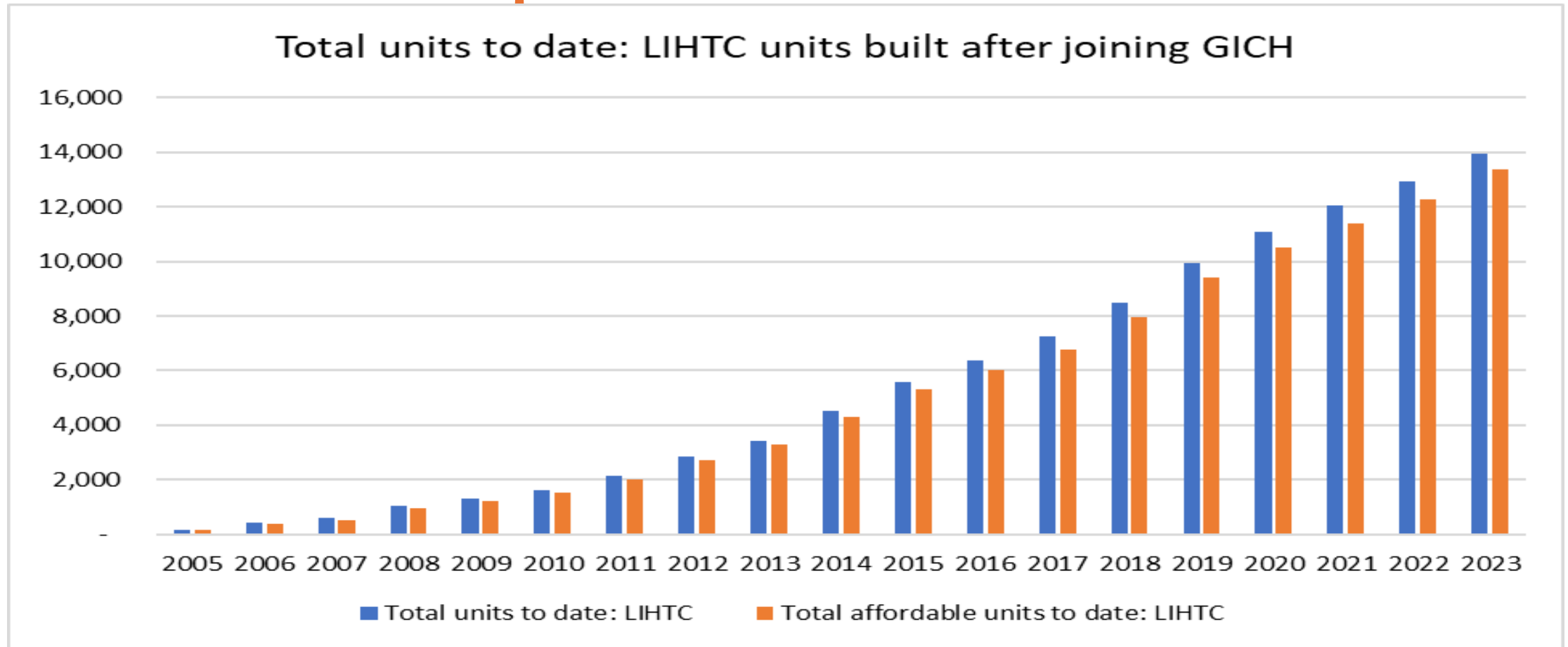


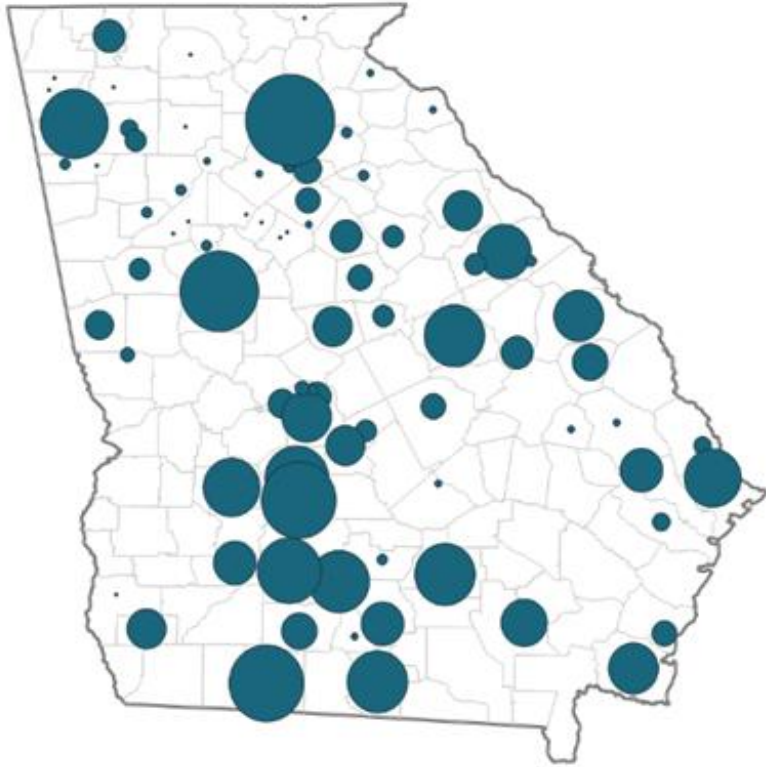
# Housing in GICH Communities



# Housing Developed in GICH Communities

GICH communities have had 13,948 total housing units developed since 2005, 13,361 of which were affordable units.





Total Grants & Funding in GICH Communities since 2005		
Funding Type	# of Grants	Total Funding
CHIP	139	\$ 45,833,903
CDBG	249	\$ 208,968,132
LIHTC	227	\$ 220,557,859
<b>Total</b>	<b>615</b>	<b>\$475,359,894</b>

## Investment in GICH Communities

Since 2005 GICH communities have received 615 grants valued at \$475 million dollars in investments.

# Communities Before & After GICH

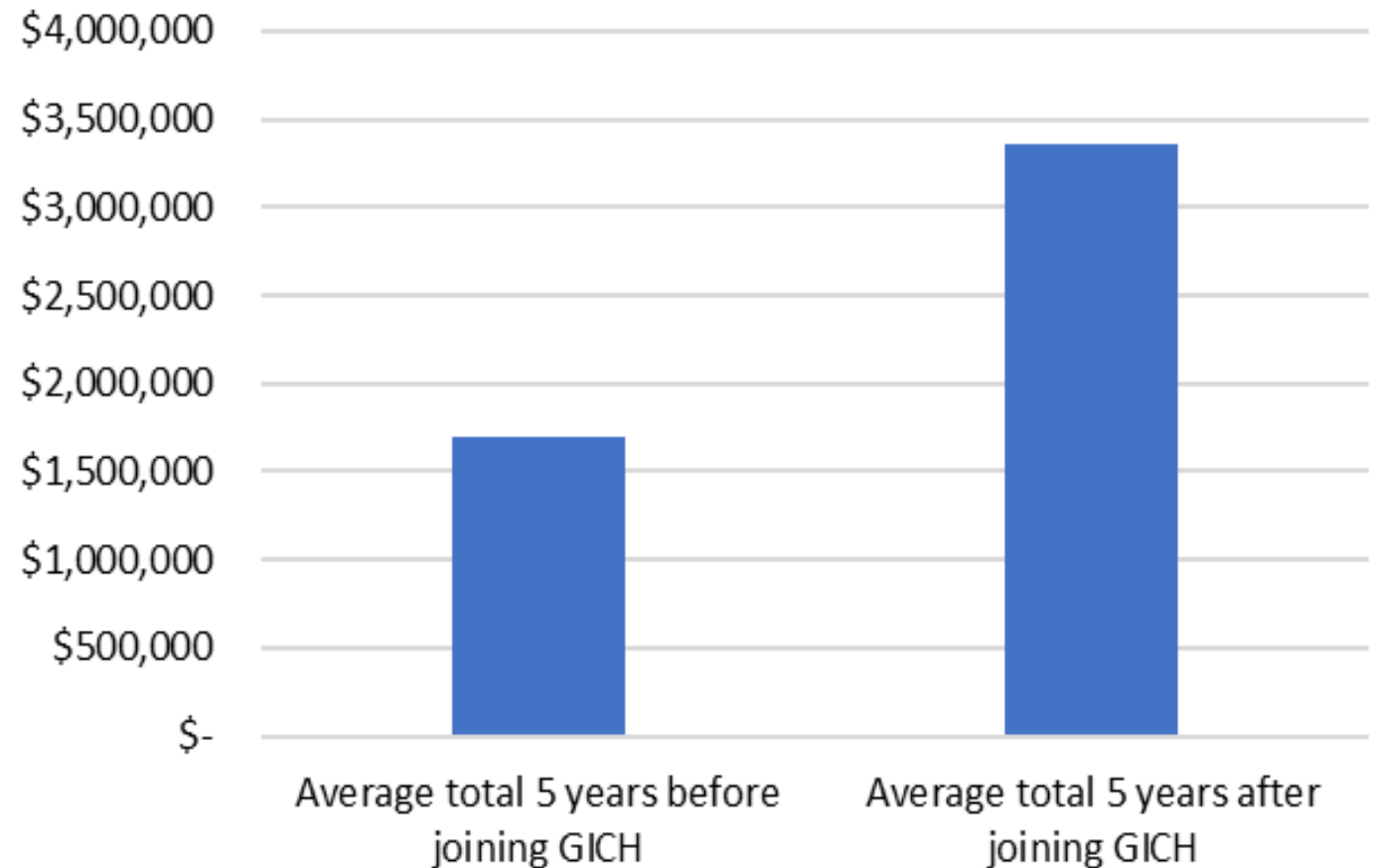
The analysis is based on a sample of 26 GICH communities that joined the program between 2014 and 2018.

The average total funds allocated to GICH communities in the five years prior to joining was \$1,698,003.

The average total funds allocated in the five years following participation increased to \$3,352,907.

This demonstrates a significant rise in financial investment post-GICH engagement.

Before and After GICH: Average total for 5 years before and after





# GICH 2025 Fall Retreat & DCA Fall Conference



**Date:** November 17<sup>th</sup> – 21<sup>st</sup>

**Location:** Hyatt Regency  
Hotel, Savannah, GA